




# PERSONAL PROTECTION TRAINING CATALOG

UNCLASSIFIED

# Table of Contents

Real-World Training-Introduction .....	4
Course Descriptions .....	4
Basic Medical Aid – BMA101 .....	5
<i>Course Description</i> .....	5
Course Content .....	5
Course Length Options .....	6
Basic Weapons Training – BWT101 .....	7
<i>Course Description</i> .....	7
Course Content .....	7
Course Length Options .....	7
Basic Marksmanship – BMP101 .....	9
<i>Course Description</i> .....	9
Course Content .....	9
Course Length Options .....	9
Improvised Explosive Devices (IED) – IED101 .....	10
<i>Course Description</i> .....	10
Course Content .....	10
Course Length Options .....	10
Unexploded Ordinance (UXO) – UXO101 .....	11
<i>Course Description</i> .....	11
Course Content .....	11
Course Length Options .....	11
Standard Military Ordinance (SMO) – SMO101 ...	12
<i>Course Description</i> .....	12
Course Content .....	12
Course Length Options .....	12
Hostage Survivability – HS101 .....	13
<i>Course Description</i> .....	13
Course Content .....	13
Course Length Options .....	14

<b>Terrorist Operations – TO101</b> .....	<b>15</b>
<i>Course Description</i> .....	15
Course Content .....	15
Course Length Options .....	16
<b>Pricing options</b> .....	<b>17</b>
<b>Customized Training Options</b> .....	<b>18</b>
<i>Project Management</i> .....	18
<i>Our Process</i> .....	19
Training Accommodations .....	19



## REAL-WORLD TRAINING-INTRODUCTION

JASZ Technology's Training Department has some of the most experienced Instructor teams in the business. Our specialty is teaching Improvised Explosion Production and prevention, hands on, real-world, anti-terror training and practices.

Our Instructors have been trained by the ATF, State Department, CIA, and U.S. Army Special Operations. Each course participant will receive a course manual and a course completion certificate.

Using tried, and proven, effective training methodology consisting of:

- *Theory*
- *Demonstration*
- *Hands-on- training*
- *Block of instruction, followed by testing (Where appropriate)*
- *Realistic role play and evaluation*

## COURSE DESCRIPTIONS

*Note: All courses are conducted on-site and are structured to accommodate up to 20 students for optimal learning and safety conditions, more than 20 students will require additional Instructors.*

[Jump to our pricing options...](#)

## *Course Description*

This basic medical aid course will provide ample didactic and practical exercises to learn and retain the core medical competencies of providing basic medical care under fire. The core of this medical training is immediate medical treatment at the point of injury. Instruction on Splinting, Vitals, and Litter Evacuation will enable students to provide more than immediate care to sustain the injured party until help arrives.

## **Course Content**

### **1. *Airway Management***

- a. Nasopharyngeal airway selection and placement
- b. King LT airway

### **2. *Hemorrhage Control***

- a. Direct pressure
- b. Tourniquets
- c. Emergency dressing
- d. Hemostatic control agents
- e. Improvised dressings

### **3. *Chest Injury***

- a. Asherman chest seal
- b. Improvised dressings
- c. Needle decompression

### **4. *Abdominal Injury***

### **5. *IV Management***

- a. IV fluids
- b. IV initiation
- c. Saline Lock

### **6. *Burn Injury***

### **7. *Head Injuries***

### **8. *Litter Evacuation***

### **9. *Poleless litter***

- a. Skedco litter
- b. Talon litter
- c. Improvised litter
- d. Two man carries



## 10. Splinting

- a. Sam Splints
- b. Vital Signs

### Course Length Options

#### 1. One-day course

covers content items 1-7

#### 2. Two-day course

covers content items 1- 10

[Jump to our pricing options...](#)

# BASIC WEAPONS TRAINING – BWT101

## *Course Description*


Basic Weapons Training can be structured to focus on your specific needs, starting with simple familiarization, continuing through to complete weapons proficiency.

This class is oriented toward training your personnel to pick up a weapon and employ the weapon safely and effectively, to include maintaining and carrying a weapon properly.

Weapons training can be given on a specific weapon, e.g. M16 based weapons or multiple weapons and weapons systems (M16 based, AK47 based, Glock, Beretta, etc.). Training can include using accessories such as sighting systems and devices, and holsters. The course length will depend upon the training and proficiency level desired by your organization.

## **Course Content**

- 1. *Basic weapons Introduction***
  - a. AR15 based weapons systems (M16)
  - b. AK47 based weapons systems
  - c. Mossberg 500 based weapons systems
  - d. Remington 870 based weapons systems
  - e. Glock (Model 19 and 17) based weapons
  - f. Beretta (92 Series based weapons)
  - g. Sig Sauer (226, 229, 220 series based weapons)
  - h. Makarov based weapon
- 2. *Basic weapon safety***
- 3. *Basic weapon system functioning***
- 4. *Loading magazine and weapon***
- 5. *Unloading the weapon***
- 6. *Firing the weapon***
- 7. *Clearing a weapon malfunction***



## Course Length Options

1. *A half-day (4 hour) course*  
covers 2 weapons and can accommodate up to 20 students.
2. *A one and one-half (1 ½) day (12 hour) course*  
covers 6 weapons and can accommodate up to 20 students.

[Jump to our pricing options...](#)

# BASIC MARKSMANSHIP – BMP101

## Course Description

The Basic Marksmanship training will consist of instruction and actual weapons firing in the three (3) main firing positions at varying distances as the range allows.

We recommend this course be delivered as an eight (8) hour class to allow for four (4) hours of marksmanship proficiency and four (4) hours of Practical Experience (PE) on the firing range.

## Course Content

### 1. *Pistol Fundamentals*

- a. Fundamentals of Basic pistol marksmanship
- b. Fundamentals of basic pistol combat marksmanship
- c. Firing positions (Standing, Kneeling, Prone)  
Supported and Un-Supported
- d. Proper fit and wearing of pistol holster

### 2. *Rifle Fundamentals*

- a. Fundamentals of Basic rifle marksmanship
- b. Fundamentals of basic rifle combat marksmanship
- c. Firing positions (Standing, Kneeling, Prone)  
Supported and Un-Supported

### 3. *Weapons maintenance*

### 4. *Speed reloading while under fire*

## Course Length Options

### 1. *A half-day (4 hour) course*

covers 1 weapon (Rifle or Pistol) with two-hours of PE, and can accommodate up to 20 students.

### 2. *A full-day (8 hour) course*

covers 2 weapons with four-hours PE, and can accommodate up to 20 students.

[Jump to our pricing options...](#)



# IMPROVISED EXPLOSIVE DEVICES (IED) – IED101

## Course Description

All IED training will be oriented toward the area of operations where your personnel will be. The goal of this course is to train your personnel to identify possible IEDs, know what procedures to take when they identify/suspect an IED, know IED hazards and kill zones.


## Course Content

1. *History of IEDs in your deployment local*
2. *Familiarization of IEDs used in your deployment local*
3. *Composition and employment of IEDs in your deployment local*
4. *Scenario based training on how the devices were used in your deployment location, the types of injuries, and / or casualties sustained, composition of the device, psychology of the bomb maker.*
5. *Scenario-based role play*

## Course Length Options

1. *One-day (8 hour) course*  
covers all content with a short role play exercise.
2. *Two-day (16 hour) course*  
covers all content with two (2) full-length role play exercises.

[Jump to our pricing options...](#)



# UNEXPLODED ORDNANCE (UXO) – UXO101

## Course Description

All UXO training will be oriented toward the area of operations where your personnel will be working. The goal of this course is to train your personnel to identify possible UXOs, know what procedures to take when they identify/suspect a UXO, know UXO hazards and kill zones.

## Course Content

1. *Description and photographs of various munitions*
2. *Identifying possible UXOs*
3. *The proper steps to take when a UXO is identified/suspected*
4. *UXO Hazards and kill zones*

## Course Length Options

1. *Half-day (4 hour) course*  
covers all content with a short role play exercise.

[Jump to our pricing options...](#)



# STANDARD MILITARY ORDINANCE (SMO) – SM0101

## Course Description

Standard Military Ordinance training will train your personnel how to identify standard U.S. Military munitions, how they work, and developing a comfort level around the devices.


## Course Content

1. *Identification and safety with:*
  - a. Hand grenades
  - b. M18A1 Claymore mines
  - c. C4
2. *Detonation Cord (Det. Cord)*

## Course Length Options

1. *Half-day (4 hour) course*  
covers all content with a short role play exercise.

[Jump to our pricing options...](#)




# HOSTAGE SURVIVABILITY – HS101

## Course Description

This block of instruction is designed to assist individuals and organizations in identifying and implementing steps which may be taken to prevent being taken as a hostage, and in the event of capture, to take measures to increase their chances for survival.

## Course Content

1. *Historical Accounts of Americans Surviving Capture*
  - a. Details surrounding various accounts of Americans being captured in your area local of operation. These accounts will cover events leading up to capture, details of capture, details on period of captivity, and factors contributing to survival or death, and details on release or escape.
2. *Preventing Capture*
  - a. Individual techniques to avoid capture
  - b. Organizational techniques to prevent capture of its members
  - c. Steps to take prior to capture to increase survivability if captured (individual and organizational)
3. *Capture*
  - a. What to expect at the moment of capture and how to survive it
  - b. Accounts of actual incidents of capture and details surrounding the hostage surviving capture
4. *Captivity*
  - a. What to expect during captivity and how to survive it
  - b. Accounts of actual incidents of captivity and details surrounding the hostage surviving the event
5. *Rescue*
  - a. What to expect during a rescue and how to survive it
  - b. Details of actual incidents of rescue and factors surrounding a successful or unsuccessful rescue
6. *Escape*
  - a. What to expect during an escape attempt (for the escapee and other prisoners left behind)
  - b. Accounts of actual incidents of successful and unsuccessful escape
7. *What to expect after release/rescue/escape*



## Course Length Options

1. *Quarter day (2 hour) course*
2. *Half day (4hour) course*

[Jump to our pricing options...](#)

## Course Description

This block of instruction is designed to teach personnel how to identify terrorist modes of operation and common weapons used by terrorists. From time immemorial terrorist acts have included assassinations, executions, maimings, hostage takings, and other atrocities designed to force some objective. Modern terrorist acts are every bit as violent as those of the past, but they have become more sophisticated because of the advanced technology available to the terrorists. Several groups have pioneered new techniques of assault and holding of captives, and when these techniques prove successful, other groups will imitate them, further enhancing the groups' capabilities. Knowledge and understanding of what goes into the planning and conduct of a terrorist operation are essential to preventing future attacks.

## Course Content

1. *A description of the general characteristics of a terrorist attack*
  - a. The dynamic aspect of terrorist operations
  - b. The simplicity of terrorist attacks
  - c. The offensive nature of the terrorist attack
  - d. The impact of terrorist attacks on everyday life
2. *Terrorist operations planning*
3. *Description of terrorist security planning*
  - a. The use of compartmentalization in terrorist attack planning
  - b. How the "multiple target" principle is used
  - c. Plans for attacking multiple targets
  - d. Choosing the actual target at the last moment
  - e. Striking multiple targets simultaneously
  - f. The use of ad hoc cells
4. *Selecting a target for attack*
5. *The phases of a terrorist incident*
  - a. Phase I - Pre-incident phase
  - b. Phase II – Initiation phase
  - c. Phase III – Climax phase
  - d. Final Phase – Post-incident phase
  - e. What to expect when a negotiation phase is applicable



## 6. Most common terrorist acts

- a. Bombings
- b. Arson
- c. Armed assaults
- d. Assassinations
- e. Maimings
- f. Hijackings
- g. Skyjackings
- h. Kidnappings
- i. Hostage barricades
- j. Weapons of mass destruction
- k. Cyber terrorism.

## 7. Steps common to all terrorist acts

- a. Selecting the target
- b. Performing surveillance
- c. Operation planning
- d. Conducting a rehearsal or dry run/s
- e. Carrying out the attack
- f. Escaping the act
- g. Exploiting the attack

## 8. An in-depth discussion of each of the most common types of terrorist attacks (lecture and scenario based)

## Course Length Options

1. Quarter day (2 hour) course
2. Half day (4hour) course

[Jump to our pricing options...](#)

## PRICING OPTIONS

Course Number	Course Name	Price	Maximum Class Size	Training Time
BMA101	Basic Medical Aid	\$2,900	20	1 day
BMA101	Basic Medical Aid	\$3,400	20	2 days
BMA101	Basic Medical Aid	\$5,800	40	1 day
BMA101	Basic Medical Aid	\$6,800	40	2 days
BWT101	Basic Weapons Training	\$1,900	20	1 day
BWT101	Basic Weapons Training	\$2,150	20	1.5 days
BWT101	Basic Weapons Training	\$3,800	40	1 day
BWT101	Basic Weapons Training	\$4,300	40	1.5 days
BMP101	Basic Marksmanship	\$1,900	20	1 day
BMP101	Basic Marksmanship	\$1,650	20	4 hours
BMP101	Basic Marksmanship	\$3,300	40	4 hours
IED101	Improvised Explosive Devices	\$1,900	20	1 day
IED101	Improvised Explosive Devices	\$2,400	20	2 days
IED101	Improvised Explosive Devices	\$3,800	40	1 day
IED101	Improvised Explosive Devices	\$4,800	40	2 days
UXO101	Unexploded Ordnance	\$1,650	20	4 hours
UXO101	Unexploded Ordnance	\$3,300	40	4 hours
SMO101	Standard Military Ordnance	\$1,650	20	4 hours
SMO101	Standard Military Ordnance	\$3,300	40	4 hours
HS101	Hostage Survivability	\$1,325	20	2 hours
HS101	Hostage Survivability	\$1,450	20	4 hours
HS101	Hostage Survivability	\$2,650	40	2 hours
HS101	Hostage Survivability	\$2,900	40	4 hours
TO101	Terrorist Operations	\$1,325	20	2 hours
TO101	Terrorist Operations	\$1,450	20	4 hours
TO101	Terrorist Operations	\$2,650	40	2 hours
TO101	Terrorist Operations	\$2,900	40	4 hours

## CUSTOMIZED TRAINING OPTIONS

Additional customized training courses can be designed based on local of deployment, participant size, available training time, and training objectives. Contact us for any of the following additional courses:

- I. Orientation to attending and participating in military briefings*
  - a. How to write/decipher a 5 paragraph Operation Order (Op Order)
- II. Acronyms to become familiar with*
- III. Map reading/Navigation*
  - a. How to get coordinates from a military map
- IV. Plot GPS coordinates on a map*
- V. Military Operation Security (OPSEC)*
- VI. Technology and Communications Security*
- VII. Radio Communications 101*
- VIII. Orientation to Military Vehicles*
- IX. React to Hostile Contact*
  - a. Mounted and dismounted

### *Customized Training Solutions*

If you require customized, on-going, and multiple training sessions we offer a package of services to help you create a customized training solution.

## *Project Management*

As a value added service (AT NO ADDED CHARGE) we provide each client with its own secure project management space. Once your project has begun, Key Personnel will have access to our online project management resources, teleconferencing, resources, and other technology to make project coordination, meetings, and online document collaboration efficient and easy. Some of our project management tools consist of:

- *SharePoint project team suite*  
(Used as an online repository for project management, approval process workflow, and document exchange between the contractor and the Government.)
- *Teleconferencing solutions, to include Defense Connect Online (DCO) (For DoD clients only), and webinar teleconferencing solutions for all clients.*

These technologies all serve to aid ease of communication and document

sharing, customer satisfaction, and staff efficiency, all resulting in better service and support to meet your needs.

## *Our Process*

A JASZ Technology Program Manager will act as a liaison between our organization and yours. Your instructional team and the Program Manager will use our internal teleconferencing resources to setup an online training planning meeting with you. The purpose of this meeting will be to exchange contact information, explain the roles and responsibilities of our team members, and to gain in depth insight into your training needs and any necessary logistical planning.

Our Instructors will use personal, first-hand, real-world knowledge to help students to take the training methodology and put it into an actual real-life setting. The students will be able to experience vicariously through the eyes and years of experience of our Instructors and ask questions of personnel who perform the skills they will be learning.

## Training Accommodations

To maximize the available training time catered meals can be arranged at the training site for personnel attending training.